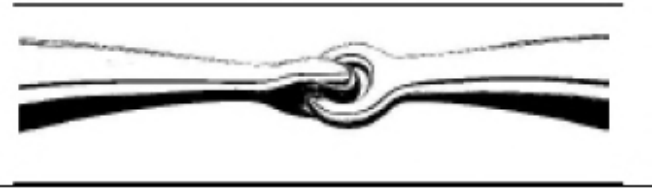



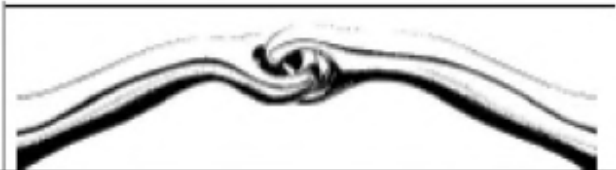





























<p align="center">Bits, Saddlery and Equipment</p> <p align="center">Permitted Mouthpieces- any approved mouthpiece may be combined with any approved cheekpiece</p>	<p align="center">USEF Eventing</p> <p align="center">Snaffles, saddlery or equipment permitted at National Eventing Competitions</p>	<p align="center">USEF Eventing</p> <p align="center">Bridoon and curb bits permitted with a double bridle (Intermediate and above)</p>
 <p align="right">1: Single Jointed</p>		
 <p align="right">2. Double Jointed</p>		
 <p align="right">3. shaped single-jointed</p>		
 <p align="right">4. single-jointed with rubber coating</p>		





Updated 07.01.20




<p>Bits, Saddlery and Equipment Permitted Mouthpieces- any approved mouthpiece may be combined with any approved cheekpiece</p>	<p>USEF Eventing Snaffles, saddlery or equipment permitted at National Eventing Competitions</p>	<p>USEF Eventing Bridoon and curb bits permitted with a double bridle (Intermediate and above)</p>
 <p>5. double-jointed with rotating middle-piece</p>		
 <p>6. double jointed with plastic middle piece</p>		
 <p>7. ball jointed</p>		




Bits, Saddlery and Equipment Permitted Mouthpieces- any approved mouthpiece may be combined with any approved cheekpiece	USEF Eventing Snaffles, saddlery or equipment permitted at National Eventing Competitions	USEF Eventing Bridoon and curb bits permitted with a double bridle (Intermediate and above)
 <p>8. multiple ball jointed</p>		
 <p>9. shaped double jointed</p>		
 <p>10.</p>		
 <p>11.</p>		
 <p>12.</p>		




<p>Bits, Saddlery and Equipment Permitted Mouthpieces- any approved mouthpiece may be combined with any approved cheekpiece</p>	<p>USEF Eventing Snaffles, saddlery or equipment permitted at National Eventing Competitions</p>	<p>USEF Eventing Bridoon and curb bits permitted with a double bridle (Intermediate and above)</p>
 <p>13.</p>	<p>✓</p>	
 <p>14.</p>	<p>✓</p>	
 <p>15.</p>	<p>✓</p>	
 <p>16.</p>	<p>✓</p>	






<p>Bits, Saddlery and Equipment</p> <p>Permitted Mouthpieces- any approved mouthpiece may be combined with any approved cheekpiece</p>	<p>USEF Eventing Snaffles, saddlery or equipment permitted at National Eventing Competitions</p>	<p>USEF Eventing Bridoon and curb bits permitted with a double bridle (Intermediate and above)</p>
 <p>17.</p>	<p style="text-align: center;">✓</p>	
 <p>18.</p>	<p style="text-align: center;">✓</p>	
 <p>19. Dr. Bristol</p>	<p style="text-align: center;">✓</p>	
 <p>20. French Link</p>	<p style="text-align: center;">✓</p>	




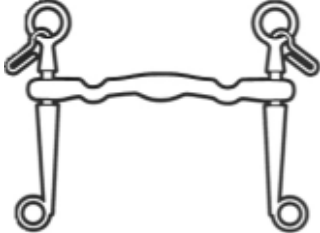
<p>Bits, Saddlery and Equipment Permitted Cheekpieces-- any approved mouthpiece may be combined with any approved cheekpiece</p>	<p>USEF Eventing Snaffles, saddlery or equipment permitted at National Eventing Competitions</p>	<p>USEF Eventing Bridoon and curb bits permitted with a double bridle (Intermediate and above)</p>
 <p>1. Loose Ring</p>	<p>✓</p>	
 <p>2. Egg-Butt</p>	<p>✓</p>	
 <p>3. Egg-Butt</p>	<p>✓</p>	
 <p>4. D-Ring</p>	<p>✓</p>	

<p>Bits, Saddlery and Equipment Permitted Cheekpieces- any approved mouthpiece may be combined with any approved cheekpiece</p>	<p>USEF Eventing Snaffles, saddlery or equipment permitted at National Eventing Competitions</p>	<p>USEF Eventing Bridoon and curb bits permitted with a double bridle (Intermediate and above)</p>
 <p>5. D-Ring</p>	<p>✓</p>	
 <p>6. Hanging Cheek</p>	<p>✓</p>	
 <p>7. D-Ring</p>	<p>✓</p>	

<p>Bits, Saddlery and Equipment Permitted Cheekpieces- any approved mouthpiece may be combined with any approved cheekpiece</p>	<p>USEF Eventing Snaffles, saddlery or equipment permitted at National Eventing Competitions</p>	<p>USEF Eventing Bridoon and curb bits permitted with a double bridle (Intermediate and above)</p>
 <p>8. D-Ring</p>	<p style="text-align: center;">✓</p>	
 <p>9. Loose Ring with sleeves</p>	<p style="text-align: center;">✓</p>	
 <p>10. Snaffle with full cheeks</p>	<p style="text-align: center;">✓</p>	

<p>Bits, Saddlery and Equipment Permitted Cheekpieces- any approved mouthpiece may be combined with any approved cheekpiece</p>	<p>USEF Eventing Snaffles, saddlery or equipment permitted at National Eventing Competitions</p>	<p>USEF Eventing Bridoon and curb bits permitted with a double bridle (Intermediate and above)</p>
<p>11. Snaffle with full cheeks</p> 	<p>✓</p>	
<p>12. Traditional snaffle cheek piece</p> 	<p>✓</p>	
<p>13. Hanging-cheek</p> 	<p>✓</p>	

<p>Bits, Saddlery and Equipment Permitted Curb mouthpieces - any approved mouthpiece may be combined with any approved cheekpiece</p>	<p>USEF Eventing Snaffles, saddlery or equipment permitted at National Eventing Competitions</p>	<p>USEF Eventing Bridoon and curb bits permitted with a double bridle (Intermediate and above)</p>
 <p>1.</p>	<p>X</p>	<p>✓</p>
 <p>2.</p>	<p>X</p>	<p>✓</p>
 <p>3.</p>	<p>X</p>	<p>✓</p>
 <p>4.</p>	<p>X</p>	<p>✓</p>
 <p>5.</p>	<p>X</p>	<p>✓</p>

<p>Bits, Saddlery and Equipment Permitted Curb Cheekpieces- any approved mouthpiece may be combined with any approved cheekpiece</p>	<p>USEF Eventing Snaffles, saddlery or equipment permitted at National Eventing Competitions</p>	<p>USEF Eventing Bridoon and curb bits permitted with a double bridle (Intermediate and above)</p>
 <p>1. Straight cheek</p>	<p>X</p>	<p>✓</p>
 <p>2. Straight cheek</p>	<p>X</p>	<p>✓</p>
 <p>3. S-Shape cheek</p>	<p>X</p>	<p>✓</p>
 <p>4. Sliding Cheek Curb</p>	<p>X</p>	<p>✓</p>

*Photos and illustrations courtesy of the FEI

Action of Bits

- a. Snaffle bits work on the corners, tongue and bars of the mouth depending on their shape and the rein effect produced by the Athlete
- b. Single joined bits may also work on the roof of the mouth if not fitted and used correctly.
- c. Straight bar snaffles cause more tongue pressure
- d. Double jointed snaffles conform to the shape of the mouth and tongue creating more event pressure
- e. Rounded or moving centerpieces encourage movement of the tongue and salivation
- f. Curved mouthpieces with joints and Mullen mouth bits conform to the shape of the tongue and mouth.

Cheek Pieces

- a. Full cheek, egg butt and D ring snaffles are more stable and also work on the sides of the mouth
- b. Loose ring snaffles have a more moveable mouthpiece to encourage mouthing of the bit and salivation
- c. Hanging cheek snaffles have a slight leverage action and work more on the corners of the mouth and poll

2. Material:

- a. Durable enough to be safe
- b. Must keep smooth and solid surface, not to be altered by the chewing of the horse in order to prevent horse from injuries
- c. Not health-damaging
- d. Snaffles: can be made of metal, flexible rubber or synthetic, or plastic or leather material
- e. Bridoon and curb: must be made of metal and/or rigid plastic and may be covered with rubber/latex.

3. Permitted Snaffles (see diagrams)

- a. May have one or two joints
- b. May be double-jointed with rounded or rotating mouthpiece allowing for better fit and comfort.
- c. May have a slightly curved port, allowing more room for the tongue. The maximum height is 30mm from the lower part of the side of the tongue to the highest point of the deviation.
- d. A bushing or coupling is permitted as the center link and must be solid with no moveable parts other than a roller.
- e. The center link must be smooth and rounded
- f. The diameter of the mouthpiece must be a minimum of 10mm at the rings or cheeks.

4. Illegal Bits

- a. Any single or double jointed cable bits (may cause pinching of the tongue or cheeks)
- b. Bits which place mechanical restraint on tongue (large immovable center link causes excessive pressure on tongue)